

essential

C A R A V A N S





OFFICE ADMINISTRATION
& MANUFACTURING

68 - 74 National Boulevard,
Campbellfield,
Victoria AUSTRALIA 3061
(03) 9357 5934



@essentialcaravansau



@essentialcaravans

www.essentialcaravans.com








essential
C A R A V A N S

THE ESSENTIAL WAY

Essential Caravans is a great Australian Success Story. The culmination of over 35 years hands on experience in the Caravan Industry, in Australia.

Breaking the mould of solely manufacturer-based thinking. We always start off with the customer in mind. The founders of the company, came together, each one inspired by their own vision and purpose. To create an opportunity for unique holiday & travel experiences for all Australian families.

“Experiences, destinations and memories, that would last a lifetime.”

Essential Caravans have embarked on the journey of designing, creating and building the best Caravans in their class. A journey that would allow Essential to become the ultimate in Quality, Finish and Value.

Our highly experienced team of builders, planners and industry experts, have set the standard and raised the bar for all others to follow.

Come and see us or visit one of our many dealers. We know you'll love an Essential Caravan just as much as we do.

OUR STORY



Hello and Welcome to Essential my name is David Wilson and I am very proud to introduce our all new range of Essential Caravans. I can honestly say the entire range offers unheard of value for money and includes fixtures and fittings of the absolute highest standard. Standards you might normally expect to find in a caravan priced many thousands more.

Essential is a culmination of over 35 years' experience in the caravan industry.

Together with my experienced team of managers, builders, planner's and industry experts, I truly believe we are breaking

the mould of what you would expect in a caravan in this price bracket.

At Design RV we offer customer-based manufacturing and after sales service that only those with a Dealer background could understand and appreciate.

Far from a newcomer to the industry, I first started out as a caravan Service Manager some 22 years ago and learnt from the ground up what works and what doesn't work in a caravan. I also learnt the fact that customers want to be informed and included during the process, a lesson that is still adhered to today by all of my staff.

I then moved to Sales for several years and eventually became General Manager of a very large and successful caravan dealership.

On a personal level I am now fulfilling my life-long dream of building high quality vans at an affordable price. As a result, in a few short years, we have now grown to become one of the leading manufacturers in the country, which is something I'm very proud of and is a testament to our staff, sales teams and dealer network. Designed with the most functional, attractive and comfortable layouts in mind, I'm sure you will enjoy many years of hassle-free caravanning across our beautiful country in your very own Essential Caravan.

Wishing you many happy travels,



A stylized, handwritten signature in black ink, which appears to read 'David Wilson'.

David Wilson
Founder & Managing Director

"Essential Caravans -Built for Life"



THE TOURING SERIES



INCLUSION LIST

INTERIOR

- Premium Vinyl Flooring
- Smoke Detector
- Fire Extinguisher
- One Piece Plywood Floor
- Lift Up Under Bed Storage (Not standard on Single Bed models)
- Recessed Cook Top with Laminex Lid Over Stove
- Square Edge Deep Profile Benchtops
- Plastic Cutlery Drawer Insert
- Innerspring Mattress - Queen or Single Beds
- Internal Roof Height of 6'6"
- Large Mirror in Ensuite
- Large Stylish Grab Handle on Entry Wall at Door (Where available)
- Stylish Positive Locking European Door latches with Soft Open Gas Struts
- Smooth Glide Drawers on Metal Runners
- Tri-Fold Café Table or L-Shaped Lounge
- Plush Upholstery with Side Swabs to Dinette
- Separate Shower & Toilet Ensuite with Glass Door Shower
- Full Height Linen Cupboard in Ensuite with single drawer above External Generator Compartment (except Design 2-1 and Design 10)
- Full Laminate Splashback & Benchtops
- 2 x Single Towel Rails and Toilet Roll Holder
- Bed Head Padding
- Bulk Heads with LED strip Lighting - Kitchen/Lounge area only
- Drop Down Doors to Inner Seats
- Wardrobe Cutouts with 240V and USB Sockets

ELECTRICAL

- LED External Clearance, Side and Tail Lights
- 1 x LED External Annexe Light
- LED Lighting - Roof, Kitchen, Ensuite
- 2 x LED Reading Lights in Bedroom
- 2 x LED Reading Lights in Lounge
- Incerect Charger - Battery Pack incl. BMPRO PM & 100Amp DC Battery
- 1 x 160W Solar Panel and 30Amp regulator
- Roof Top Digital Amplified TV Antenna
- 24" Flatscreen TV/DVD combo on Wall Mounted Bracket
- CD/Radio Player
- 2 x Internal Roof Speakers
- 2 x External Marine Speakers
- 12 Pin Trailer Plug with Charging and Fridge Cooling Capabilities
- 3 x Gas & 1 x 240V Hotplates with Mini Grill
- Microwave Oven
- Gas/Electric Hot Water System
- IBIS Air Command MK3 Reverse Cycle A/C or equivalent A/C
- 12V Rangehood
- 3 Way GAS/ELEC. Fridge with Separate Freezer. Tropical Rated Vented through Roof. Fridge size supplied
- Separate 2 door 190L
- Power Points (2 x Bedroom, 1 x Kitchen, 1 x Lounge, 1 x Ensuite)
- 240V 15Amp Inlet & 240V 10Amp Outlet
- Circuit Breaker Earth Leakage
- Safety Dave Reversing Camera and Car Monitor Kit
- 12V/USB Socket at Kitchen Table and Outside Table
- TV Coaxial Point at Outside Table
- LED Entry Light and Grab Handle
- 12V Fan Hatch to Shower & Toilet
- Top Load Washing Machine (Design 2 Fitted with wall mount WM) (Design 9 fitted with front loading WM)
- Dometic Porcelain Bowl Toilet

EXTERIOR

- Fully Insulated Roof and Walls with Meranti Timber Frame (Gold Batt Fibreglass to Roof and Styrofoam to Walls)
- Quality Roll Out Awning
- Double Glazed Push Out European Style Windows & Integrated Blinds with 'Midge Proof' Flyscreens
- Black External Trim
- Front Window with Protector Shade (included in Design 8 only)
- Fully Galvanized Lined Front Tunnel Boot with Large Access Doors to Both Sides
- Grey Checker-Plate Front, Sides & Rear (1 Sheet High, 600mm High)
- Aluminium Composite White Gloss Cladding, front, rear and sides
- Security Mesh Locking Door
- 2 x Radius Cnr Main Door
- 2 x Mini Roof Skylights with Blind & Flyscreen 1 in bedroom + 1 in Lounge (Design 1 - 1 x Skylight Only)
- Quality Metal Grab Handles to Each Corner of Van
- External Large Fold Down Picnic Table
- Fully Galvanised Lined Generator Compartment (except Design 2-1 and Design 10)
- Checkerplate Door Entry Surround
- Wheel Spats

PLUMBING

- Flick Mixer Taps - Kitchen and Ensuite
- Mains Pressure Water Inlet
- Waste Water Outlet
- 2 x Lockable Water Tank Inlet
- 2 x Up to 95L Water Tanks
- 2 x 9Kg Gas Bottles with Changeover Selector Tap and Gas Regulator
- 12V Water Pump
- Large Deep Bowl Stainless Kitchen Sink with Drainer
- A-Frame Mains Pressure Tap
- External Gas Bayonet near Front Tunnel Boot
- Digital Water Tank Gauges
- China Vanity to Ensuite
- Filtered Water Tap at Kitchen Sink

CHASSIS

- Supagal Australian Made Chassis
- 4" Heavy Duty Chassis up to 21'6 models
- 6" Heavy Duty Chassis above 21'6 models
- 2" Raiser on 4" chassis only
- 205/70/R15 Light Truck Tyres & 15" Alloy Wheels up to 21'6 models
- 235/75/R15 All Terrain Tyres & 15" Alloy Wheels above 21'6 models
- 8" Jockey Wheel
- Wind Up Jack and Wheel Brace
- 50mm Ball Coupling
- Heavy Duty 3 Arm Bumper
- Spare Wheel Fitted to Bumper Bar
- Lockable Coupling with Twin Safety Chains
- 10" Electric Brakes to All Wheels Except Design 1 and Design 1-1 uses 12" Brakes
- Straight Hollow Axles except Design 1 and Design 1-1 use solid 2.5T Beam Axle
- A-Frame Tap with Protection
- Drop Down Stabilizer Jack Legs
- Break-Away Safety System
- Galvanised Wheel Arches
- Water Tank Galvanised Stoneguard Protection
- Leaf Spring Suspension
- Mesh Rack on A-Frame
- Large Jockey Wheel Clamp

THE FAMILY SERIES



INCLUSION LIST

INTERIOR

- Premium Vinyl Flooring
- Large Cupboard Door to Under Bunk Storage (2 bunk model only) Concertina Door to Separate Bunk Area
- Smoke Detector
- Fire Extinguisher
- One Piece Plywood Floor
- Lift UP Under Main Bed Storage
- Recessed Cook Top with Laminex Lid Over Stove
- Square Edge Deep Profile Benchtops
- Plastic Cutlery Drawer Insert
- Innerspring Mattress - Queen 6'2 x 5' Internal Roof Height of 6'6"
- Smooth Glide Drawers on Metal Runners
- Stylish Positive Locking European Door Latches with Soft Open Gas Struts
- Mirror in Ensuite
- L-Shape Lounge (Design 1F, Design 2F & Design 2-6 std.)
- Club Lounge (Design 2-5F and Design 3F std.)
- Plush Upholstery with Side Swabs to Dinette
- Separate Shower & Toilet Ensuite with Glass Door Shower
- 2 x Single Towel Rails and Toilet Roll Holder >
- Bed Head Padding
- Bulk Heads with LED strip Lighting - Kitchen/Lounge area only
- Wardrobe Cutouts with 240V and USB Sockets
- Linen Cupboard Storage (Design 2-6 Only)

ELECTRICAL

- LED External Clearance, Side and Tail Lights
- 1 x LED External Annexe Light
- LED Lighting - Roof, Kitchen, Ensuite
- 2 X LED Reading Lights in Bedroom
- 2 x LED Reading Lights in Lounge
- Incerect Charger - Battery pack incl. BMPRO PM, 1 x 100AMP DC Battery
- 1 x 160w Solar Panel and 30Amp Regulator
- Roof Top Digital Amplified TV Antenna
- 24" Flatscreen TV/DVD Combo on Wall Mounted Bracket
- CD/Radio Player
- 2 x Internal Roof Speakers
- 2 x External Marine Speakers
- 12 Pin Trailer Plug with Charging and Fridge Cooling Capabilities
- 3 x Gas & 1 x 240V Hotplates with Mini Grill
- Microwave Oven
- Gas/Electric Hot Water System
- 3 Way GAS/ELEC Fridge with Separate Freezer, Tropical Rates and Vented through Roof. Fridge size supplied Separate 2 door - 190L
- IBIS Air Command MK3 Reverse Cycle AC or equivalent Air-Conditioner
- 12V Rangehood
- Power Points (2 x Bedroom, 1 x Kitchen, 1 x Lounge, 1 x Ensuite)
- 240V 15Amp Inlet & 240V 10Amp Outlet
- Circuit Breaker & Earth Leakage
- Safety Dave Reversing Camera and Car Monitor Kit
- 12V/USB Socket at Kitchen Table & Outside Table
- TV Coaxial Point at Outside Table
- LED Entry Light and Grab Handle
- 12V Fan Hatch to Shower & Toilet
- Dometic Porcelain Bowl Toilet

EXTERIOR

- New Look Shape and Decals >
- Large Access Hatch Door to Under Bunk Storage (2 bunk model only)
- Fully Insulated Roof and Walls with Meranti Timber Frame (Gold Batt Fibreglass Roof and Styrofoam to Walls)
- Quality Roll Out Awning
- Double Glazed Push Out European Style Windows & Integrated Blinds with 'Midge Proof' Flyscreens
- Fully Galvanised Lined Front Tunnel Boot with Large Access Doors to Both Sides
- Grey Checker-Plate Front & Rear (1 Sheet High, Sides 600mm High)
- Black External Trim
- Aluminium Composite White Gloss Cladding, front, rear and sides
- Security Mesh Locking Door 2 Radius Cnr Main Door
- 2 x Mini Roof Skylights with Blind & Flyscreen 1 in Bedroom + 1 in Lounge
- Quality Metal Grab Handles to each Corner of Van
- External Large Fold Down Picnic Table
- Checkerplate Door Entry Surround
- Wheel Spats
- Galvanised Lined Storage Box (Design 2-6 Only)

PLUMBING

- Flick Mixer Taps - Kitchen and Ensuite
- Mains Pressure Water Inlet
- Waste Water Outlet
- 2 x Lockable Water Tank Inlet
- 2 x Up to 95L Water Tanks
- 2 x 9Kg Gas Bottles with Changeover Selector Tap and Gas Regulator
- 12V Water Pump
- Large Deep Bowl Stainless Kitchen Sink with Drainer
- Frame Mains Pressure Tap
- External Gas Bayonet near Front Tunnel Boot
- Digital Water Tank Gauges
- China Vanity to Ensuite
- Filtered Water Tap at Kitchen Sink

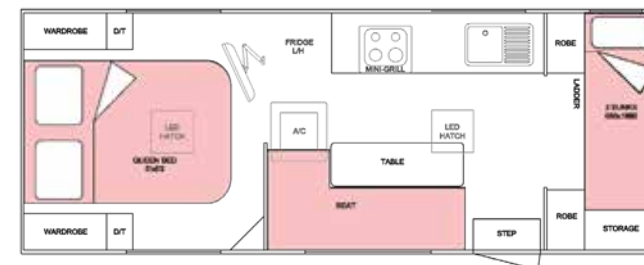
CHASSIS

- 4" Heavy Duty Chassis, 6" Heavy Duty Chassis on Chassis over 21'6
- 4" A-Frame Return to Spring Hangers, 6" A-Frame Return to Spring Hangers on chassis over 21'6
- 2" Raiser on 4" chassis only
- 205/70/R15 Light Truck & 15" Alloy Wheels. 235/75R15 ALL TERRAINS ON CHASSIS OVER 21'6
- 8" Jockey Wheel
- Wind Up Jack
- 50mm Ball Coupling
- Heavy Duty 3 Arm Bumper
- Spare Wheel Fitted to Bumper Bar Bolt On
- Lockable Coupling with Twin Safety Chains
- 10" Electric Brakes to All Wheels
- Straight Axles Hollow
- A-Frame Tap with protector
- Drop Down Stabilizer Stands
- Brakesafe Break-Away Safety System
- Galvanized Wheel Arches
- Water Tank Stoneguard/s
- Leaf Spring Suspension
- Mesh On A-Frame

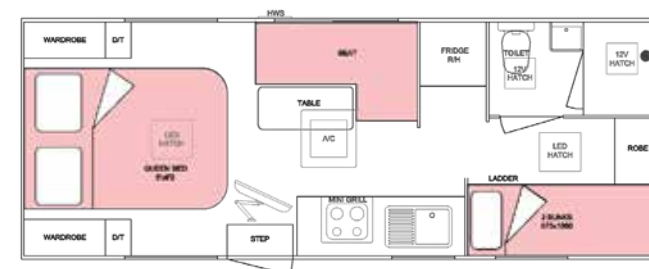
THE V-PLUS SERIES



FLOORPLAN & LAYOUT



FAMILY 1 - 20'



FAMILY 1-5 - 20'6



INCLUSION LIST

INTERIOR

- Premium Vinyl Flooring
- Smoke Detector Fitted
- Fire Extinguisher Fitted
- One Piece Plywood Floor
- Lift-Up Under Bed Storage (Not available on Single Beds) Main bed only
- Recessed Cook Top with Lid over Stove
- Square Edge Bench Tops
- Plastic Cutlery Drawer Insert
- Innerspring Mattress - Queen 6'2" master
- Internal Roof Height of 6'8"
- Large Stylish Grab Handle on Entry Wall at Door
- Drawers on Metal Runners
- Stylish Positive Locking Door Latches with Gas Struts
- Gloss Cupboard Doors Throughout
- L-Shape or Club Lounge (no TIC Cushion Inc)
- Plush Upholstery with Side Swabs to Dinette
- Full Laminate Splashback and Benchtops
- Bed Head Padding

ELECTRICAL

- LED External Clearance, Side and Tail Lights
- 1 x LED External Annexe Light
- LED Interior Lighting-Throughout
- 2 x LED Reading Lights in Bedroom
- 2 LED Reading Lights in Lounge and 1 per Bunk
- Incerect Charger - Battery pack incl. BMPRO PM, 1 x 100AMP DC Battery
- 80W Solar Panel
- Roof Top Digital TV Antenna
- 24" Flatscreen TV on Wall Mounted Bracket
- CD/Radio Player with 2 x Internal Roof Speakers
- 12 Pin Trailer Plug with Charging and Fridge Cooling Capabilities
- 3 x Gas & 1 x 240V Hotplates with Griller
- Microwave Oven
- Gas/Electric HWS - Toilet Shower Models ONLY
- 3 Way GAS/ELEC. Fridge with Separate Door
- Freezer-Vented through Roof
- Roof Top Reverse Cycle Air Conditioner
- 12V Rangehood
- Power Points - (2 x Bedroom, 1 x Kitchen, 1 x Lounge, 1 x at each Bunk)
- 240V 15Amp Inlet & 240V 10 Amp Outlet
- Circuit Breaker & Earth Leakage
- 12V/USB Socket at Kitchen Table and Outside Table

- TV Coaxial Point at Outside Table
- Entry Light and Grab Handle
- Thetford 402C Bench Toilet - Toilet Shower Models ONLY

EXTERIOR

- Fully Insulated Roof and Walls with Meranti Timber Frame
- Quality BLACK Roll Out Awning
- Double Glazed Push Out Windows
- Integrated Blinds
- Galvanized Front Tunnel Boot with Large Access Doors
- Silver checker plate front and Rear 1 Rear 1 sheet high, Sides 300mm High
- Black External Trim
- Aluminium Composite Grey Gloss rear panel
- Smooth LOW Profile Aluminium Cladding
- Triple Locking Security Main Door
- 2 x LED Mini Roof Skylights with Blind and Flyscreen (1 in Bedroom + 1 in Lounge)
- Grab Handles to Each Corner of Van
- External Fold Down Picnic Table
- Checkerplate Door Entry Surround
- J Mould Wheel Spats

PLUMBING

- Mains Pressure Water Inlet
- Waste Water Outlet
- Lockable Water Tank Inlet
- 1 x 95L Water Tanks. (Non Shower Van)
- 2 x 95L Water Tanks. (Shower Van)
- 12V Water Pump

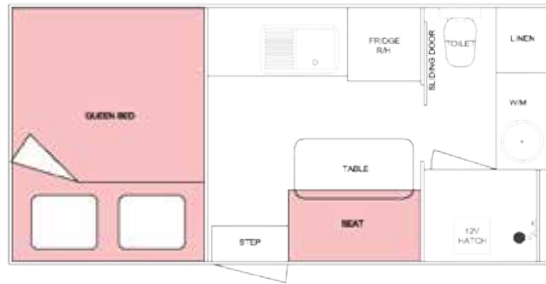
- 1 x 9kg gas bottle in non shower models
- 2 x 9kg gas bottles on shower models
- A-Frame Mains pressure Tap
- Vanity to Ensuite. (where applicable)
- Water Tank Gauge
- Large Deep Bowl Stainless Kitchen Sink with Drainer
- Flick Mixer Tap - Kitchen & Ensuite (Toilet Shower Models ONLY)

CHASSIS

- SupaGal Australian Made Heavy Duty Chassis
- 205/70/R15 Slimline Light Truck Tyres & 15" Alloy Wheels
- 8" Jockey Wheel
- Wind Up Jack
- 50mm Ball Coupling
- Heavy Duty 2 Arm Bumper
- Spare Wheel Fitted to Bumper Bar Bolt On
- Lockable Coupling with Twin Safety Chains
- 10" Electric Brakes to All Wheels.
- Straight Axles
- A-Frame Tap Protection
- Drop Down Stabilizer Stands
- Brakesafe Break-Away Safety System
- Galvanized Wheel Arches
- Water Tank Stoneguards
- Leaf Spring Suspension
- Large Jockey Wheel Clamp

THE TOURING SERIES

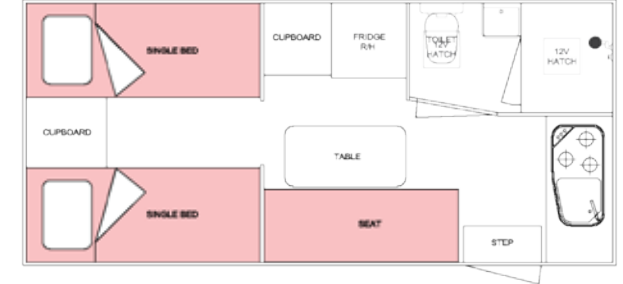
FLOORPLAN & LAYOUT



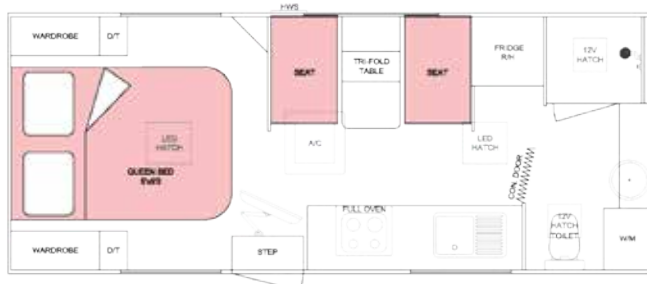
VAN 1C - 15'



VAN 1D - 15'



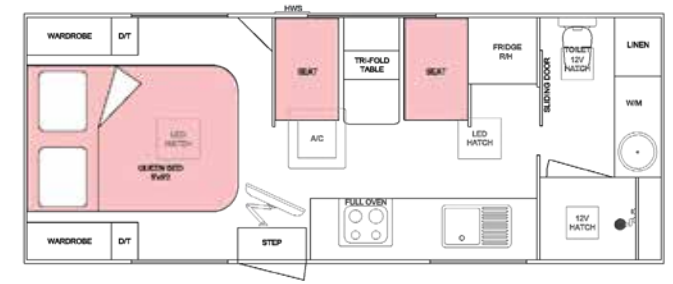
VAN 1F - 16'



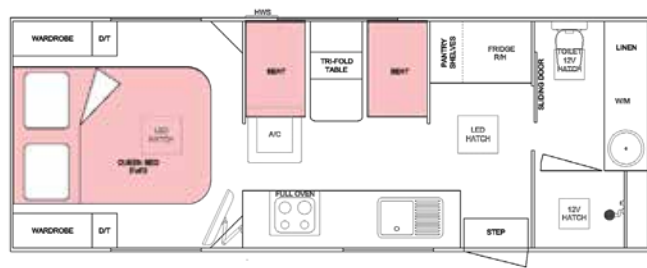
VAN 2-1 - 19'



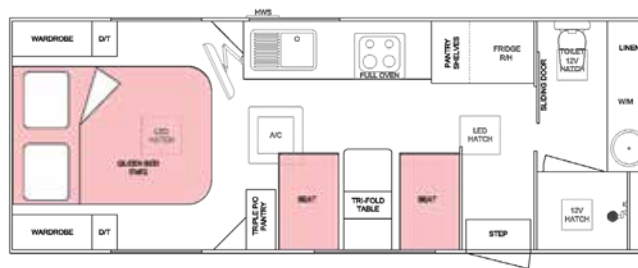
VAN 3 - 19'6"



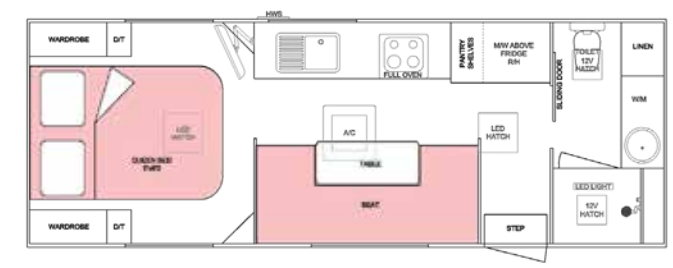
VAN 4 - 19'8"



VAN 6 - 21'



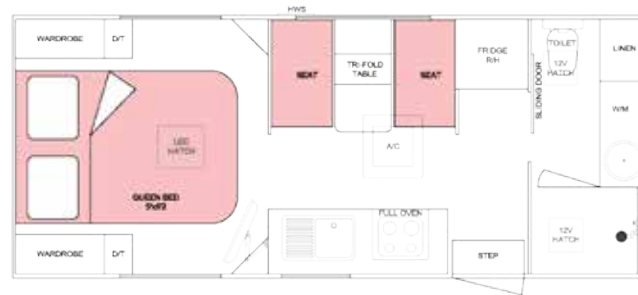
VAN 6-1 - 21'



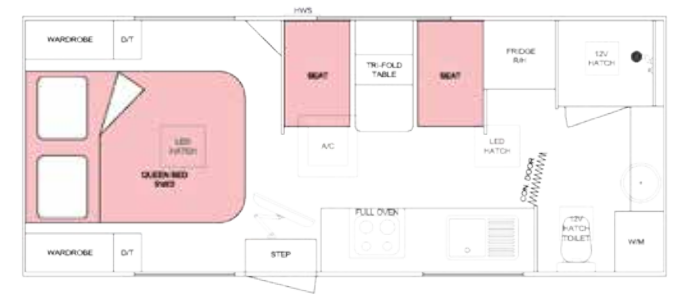
VAN 7 CLUB - 21'6"



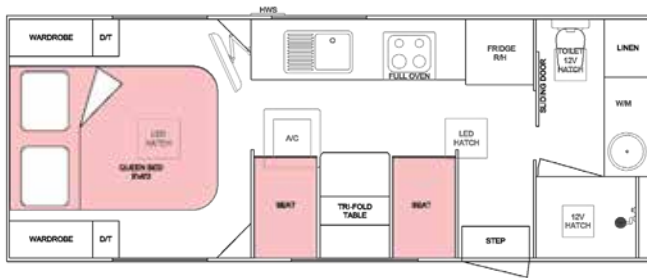
VAN 1 - 18'6"



VAN 1-1 - 18'8"



VAN 2 - 19'



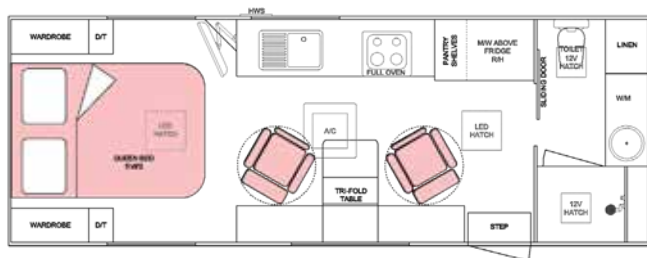
VAN 5 - 20'



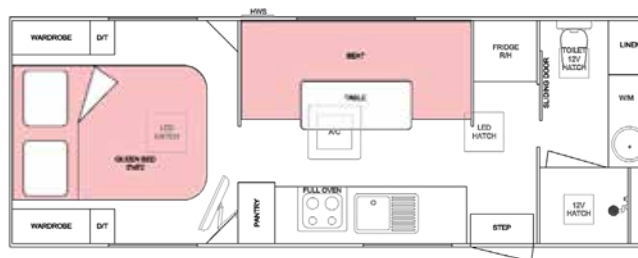
VAN 5-1 - 20'6"



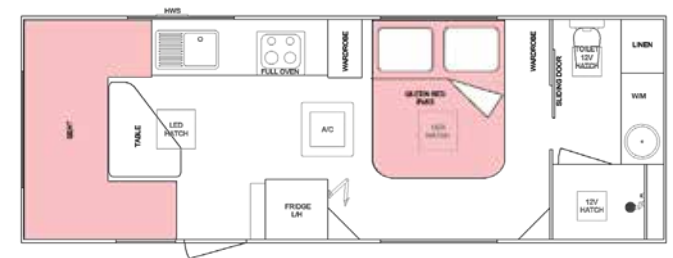
VAN 5-2 - 20'6"



VAN 7 RECLINER - 21'6"

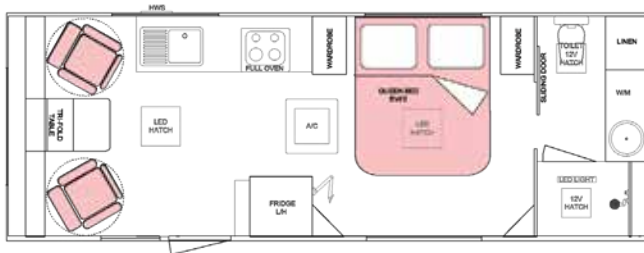


VAN 7-1 - 21'6"

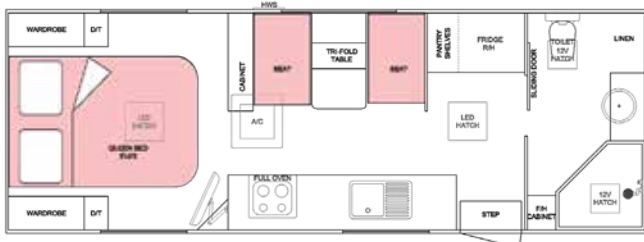


VAN 8 CLUB - 21'10"

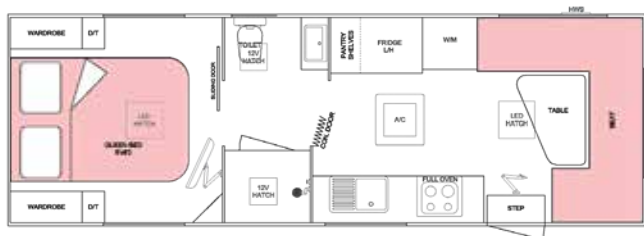
THE FAMILY SERIES



VAN 8 RECLINER - 21'10"



VAN 9 - 21'10"



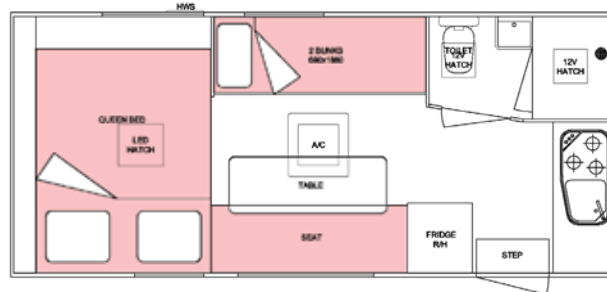
VAN 10 - 22'10"

FLOORPLAN & LAYOUT

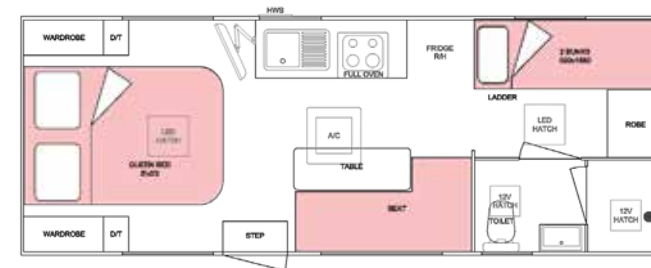


SINGLE BED OPTION

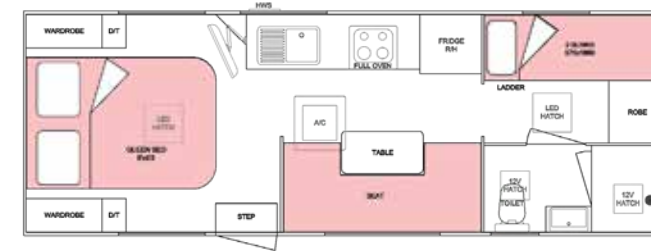
FAMILY



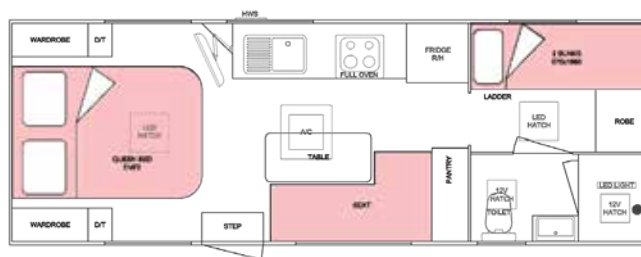
VAN 1JF - 17'6"



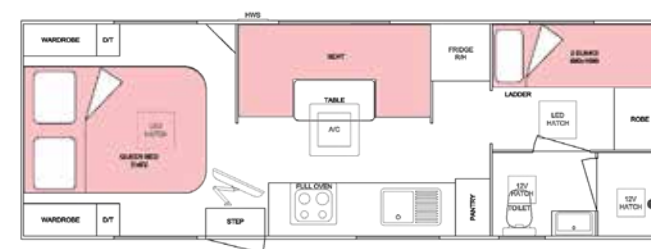
FAMILY 2 - 21'



FAMILY 2-5 - 22'10"



FAMILY 2-6 - 22'10"



FAMILY 3 - 23'

FLOOR PLAN LAYOUT	THE TOURING SERIES	THE FAMILY SERIES	THE V-PLUS SERIES
VAN 1C 15'	YES	N/A	N/A
VAN 1D 15'	YES	N/A	N/A
VAN 1F 16'	YES	N/A	N/A
VAN 1 - 18'6"	YES	N/A	N/A
VAN 1-1 -18'8"	YES	N/A	N/A
VAN 2 - 19'	YES	N/A	N/A
VAN 2-1 - 19'	YES	N/A	N/A
VAN 3 - 19'6"	YES	N/A	N/A
VAN 4 - 19'8"	YES	N/A	N/A
VAN 5 - 20'	YES	N/A	N/A
VAN 5-1 - 20'6"	YES	N/A	N/A
VAN 6 - 21'	YES	N/A	N/A
VAN 6-1 - 21'	YES	N/A	N/A
VAN 7 CLUB - 21'6"	YES	N/A	N/A
VAN 7 RECLINER -21'6"	YES	N/A	N/A
VAN 7-1 - 21'6"	YES	N/A	N/A
VAN 8 CLUB - 21'10"	YES	N/A	N/A
VAN 8 RECLINER - 21'10"	YES	N/A	N/A
VAN 9 - 21'10"	YES	N/A	N/A
VAN 10 - 22'10"	YES	N/A	N/A
FAMILY 1 - 20'	N/A	N/A	YES
FAMILY 1-5 - 20'6"	N/A	N/A	YES
FAMILY 1 JF - 17'6"	N/A	YES	N/A
FAMILY 2 - 21'	N/A	YES	N/A
FAMILY 2-5 - 22'	N/A	YES	N/A
FAMILY 2-6 - 22'	N/A	YES	N/A
FAMILY 3 - 23'	N/A	YES	N/A

OUR PARTNERS

We Only Use Trusted Leading Industry Products and Suppliers.



AL-KO BRAKES & AXLES

Globally recognized by caravanners around the world, AL-KO is recognised as the pioneer in the manufacturer of brakes and axles specifically designed for caravans and motor homes.



DOMETIC GROUP FRIDGES & AWNINGS

A leading international supplier of refrigerators, awnings, roof hatches, toilets and other premium comfort accessories for the caravan, motor home and RV market here in Australia and overseas.



THETFORD OVENS & COOKTOPS

A well established brand for over 40 years. A world market leader in refrigerators and cooking equipment to the RV industry. Thetford uses the highest quality materials and thoroughly tests each appliance to ensure its ultimate safety - and performance.



ATRV AUSSIE TRAVELLER

A 100% Australian owned company specializing in manufacturing and distributing products such as, awnings and annexes and other essential caravan and touring components.



NCE ELECTRICAL TIMBERS AND WHITE GOODS

For over 25 years NCE has been supplying the RV industry with a range of timbers and electrical accessories. DesignRV have forged a strong business relationship, resulting in a range of innovations, custom products and exclusive options for our customers.



MAKING ANYWHERE HOME

At Camec, we live to create outdoor comfort wherever the road may take you. With an online store, retail outlets and stockists across Australia and New Zealand, we have all the parts and accessories when, and where, you need them to make your RV and caravan experience feel just like home.



NATIONAL MANUFACTURING HEADQUARTERS



ESSENTIAL Caravans are Proudly 100% Australian Owned and Made

All Information contained in the brochure was correct at the time of printing and is subject to change without notice. Photographs for illustration purposes only and may show some non standard items or features. Standard features may change due to ongoing product improvement and availability. Talk to your dealer today.

