



# ESSENTIAL CARAVAN UPGRADES & EXTRAS

[WWW.ESSENTIALCARAVANS.COM](http://WWW.ESSENTIALCARAVANS.COM)





## CONGRATULATIONS AND THANK YOU

Congratulations on your recent decision to purchase your very own Essential Caravan. We wish you many years of happy, safe and memorable travels. To help make those memories just that little bit more comfortable, safe and special, we invite you to check out our wide selection of after market parts and accessories for your new van.

This catalogue can also be viewed and you may order these accessories through your dealer, after viewing them online at [www.essentialcaravans.com/accessories/](http://www.essentialcaravans.com/accessories/).

We thank you for joining the growing number of Australian families that are choosing to explore this great country of ours, with an Essential Caravan.



# EXTRAS AND UPGRADES LIST

3 Year Structural Warranty ILO 12 months

## CHASSIS



BIKE TONGUE BOLT-ON REAR BAR

BUMPER BAR EXTRA ARM SUPPORT

HOT DIPPED GALVANISED CHASSIS ILO OF DURAGAL

GALVANISED SHEET UNDER FLOOR PROTECTION ONLY (PLUMBING PROTECTION NOT INCLUDED - REFER PLUMBING)

SWING AWAY A FRAME

JOCKEY WHEEL CLAMP ON SIDE OF A-FRAME

JOCKEY WHEEL CLAMP DOUBLE ON SIDE OF A-FRAME

MUD FLAPS (PAIR)

RAISER 2" SINGLE AXLE

RAISER 2" TANDEM AXLE

RAISER3" TANDEM AXLE ILO 2"

RAISER 4" TANDEM AXLE ILO2"

SHOCK ABSORBERS (PAIR) - SINGLE AXLE

SHOCK ABSORBERS (2 X PAIRS) - TANDEM AXLE

ALUMINIUM STEP - MANUAL PULL OUT (SINGLE)

ALUMINIUM STEP - MANUAL PULL OUT (DOUBLE)

ALUMINIUM STEP SINGLE - 12v

ALUMINIUM STEP DOUBLE - 12v

SPARE WHEEL HOLDER - BOLT ON TO REAR BAR

SPARE WHEEL BRACKET UNDER SLUNG

JERRY CAN HOLDER - BOLT ON SINGLE

JERRY CAN HOLDERS (2) - FITTED AT A-FRAME NEXT TO GAS BOTTLES WITH FRAME

NUDGE / SCRUB BARS

MESH A FRAME STORAGE TRAY

UPGRADE TO 6" A-FRAME ONLY

UPGRADE TO 6" A-FRAME AND FULL DECK

6" ON 6" CHASSIS UPGRADE - ELIMINATE WHEEL ARCHES

ALKO ESC

DEXTER ANTI SWAY CONTROL

## TOOL BOXES

All Tool Box Prices include A-Frame Extension



EXTEND A-FRAME FOR PROVISION ONLY FOR TOOL BOX - 450mm

TB03-C STANDARD TOOL BOX - ANGLE TOP ACCESS LID - 1180w X 485h X 310d

TB07-C LARGE TOOL BOX - SINGLE TOP ACCESS LID - 1175w X 610h X 460d

SEMI OFF ROAD TOOLBOX WITH JERRY CAN HOLDERS

OFF ROAD TOOL BOX with JERRY CAN HOLDERS AND GEN SLIDE

**CARRY PRO TOOL BOXES ALLOW FOR A BIKE RACK TO BE FITTED ON TOP -  
THEY HAVE SIDE DOOR ACCESS**

CARRY PRO 1 - No Lid - 2 x Doors (swing forward)

CARRY PRO 2 - No Lid - 2 x Doors (swing forward) 2 JERRY CAN HOLDERS

CARRY PRO 3 - No Lid - 2 x Doors (swing forward) 2 JERRY CAN HOLDERS, GEN SLIDE

CARRY PRO 4 - No Lid - 2 x Doors (swing forward) 2 JERRY CAN HOLDERS, BBQ SLIDE

**^NOTE: CARRY PRO TOOL BOX PRICE DOES NOT INCLUDE BIKE RACK -  
SEE 'ACCESSORIES' LIST FOR PRICING**

BOX TO SUIT BBQ WITH SLIDE OUT - NOT INC. BBQ - SILVER

UPGRADE FROM OUTLANDER TOOLBOX TO HIGHLANDER TOOLBOX

SMALL 900mm TOOLBOX WITH GAS BOTTLES AT EACH END INCL. H-FRAME

BOX TO SUIT BBQ WITH SLIDE OUT - NOT INC. BBQ - BLACK

## COUPLINGS



D035 HITCHMASTER COUPLING ILO OF STANDARD 50MM

RECESSED COUPLING - OR SEMI RECESSED

MCHITCH COUPLING ILO STD 50MM



# EXTRAS AND UPGRADES LIST

3 Year Structural Warranty ILO 12 months

## BBQ'S - EXTERNAL KITCHENS



SUPPLY AND FIT - WEBBER Q SLIDE ONLY - TUNNEL BOOT

**ALL MAKES OF BBQS ARE CURRENTLY ILLEGAL TO EITHER SUPPLY WITH OR FIT IN A CARAVAN**

SLIDE OUT ALFRESCO KITCHEN - NEW STYLE DOMETIC (SMALL) TUNNEL BOOT ONLY

SLIDE OUT ALFRESCO KITCHEN - NEW STYLE DOMETIC - TUNNEL BOOT ONLY

## SUSPENSION - WHEELS - TYRES

UPGRADE RIMS AND TYRES TO 235/75/R15 ALL TERRAIN - PER WHEEL\*

**\*Note 235/75/R15 AT - Upgrade - Now includes Pull Out Aluminium Step fitted as standard**

UPGRADE RIMS AND TYRES TO 245/75/R16 MUD TYRES - PER WHEEL - incl 12" hubs

UPGRADE RIMS AND TYRES TO 265/75/R16 MUD TYRES - PER WHEEL - incl 12" hubs

UPGRADE RIMS TO 5 STUD PATTERN ILO 6 STUD - TO SUIT OFF ROAD VANS

EXTRA SPARE WHEEL 205/70/R15 - LIGHT TRUCK - INCLUDING BRACKET

EXTRA SPARE WHEEL 235/75/R15 -ALL TERRAIN - INCLUDING BRACKET

EXTRA SPARE WHEEL 245/75/R16 - MUD TYRE - INCLUDING BRACKET

EXTRA SPARE WHEEL 265/75/R16 - MUD TYRE - INCLUDING BRACKET

**NOTE Extra spare wheel may require Lic. Plate Adaption and or Provision. Contact Fact.**

PRIMAL RIMS - POLISHED SILVER UPGRADE (AS USED ON HIGHLANDER SILVER CHECKERPLATE MODEL)

**Note: All suspensions are ILO of standard leaf or rocker**

## SUSPENSION - WHEELS - TYRES



FOR CONTROL RIDER, CRUISE MASTER OR ALKO SUSPENSIONS - CHECK WITH FACTORY

ALPHA EXTREME DUTY - SINGLE AXLE 2700KG - not incl wheels & tyre upgrade

ALPHA EXTREME DUTY - TANDEM AXLE 3700KG - not incl wheels & tyre upgrade

ALPHA ULTRA DUTY - TANDEM AXLE 3300KG not incl whls & tyre upgrade

ALPHA ULTRA DUTY - TANDEM TWIN SHOCKS UPGRADE - ILO SINGLE Add

ROLLER ROCKER SUSPENSION ILO OF STANDARD LEAF \*Not suitable for V3 & V5 models

EYE TO EYE SUSPENSION ILO OF STANDARD LEAF \*Suitable for V3 & V5 models

ARV - AIR BAG SUSPENSION SELF LEVELLING - LEVEL 4 - Single Axle 2.7T\*\*

ARV - AIR BAG SUSPENSION SELF LEVELLING - LEVEL 4 - Tandem Axle - 3.7T\*\*

ARV - AIR BAG SUSPENSION - LEVEL 3 - Single Axle 2.7T\*\*

ARV - AIR BAG SUSPENSION - LEVEL 3 - Tandem Axle 3.7T\*\*

ARV - AIR BAG SUSPENSION - LEVEL 2 - Single Axle - 2.7T\*\*

ARV - AIR BAG SUSPENSION - LEVEL 2 - Tandem Axle - 3.7T\*\*

ARV - AIR BAG SUSPENSION MANUAL - LEVEL 1 - Single Axle - 2.7T\*\*

ARV - AIR BAG SUSPENSION MANUAL - LEVEL 1 - Tandem Axle - 3.7T\*\*

**\*\*Note - The Air Bag Prices Do NOT include the Suspension. Suspension is already included in Off Road models. Contact the Factory for Air Bag Level 1-2-3-4 Break Down Inclusions.**

TORFLEX SINGLE AXLE 2.5T - not incl wheels and tyres upgrade

TORFLEX TANDEM AXLE 3.2T - not incl wheels and tyres upgrade

SINGLE BEAM AXLE UPGRADE FROM 2200KG TO 2500KG - SINGLE AXLE ONLY

SHOCK ABSORBERS (PAIR) - SINGLE AXLE

SHOCK ABSORBERS (2 X PAIRS) - TANDEM AXLE

## REVERSING CAMERA



PRE WIRED

FIT SUPPLIED CAMERA

SAFETY DAVE REVERSE KIT TO SUIT VAN ONLY - 1 CAMERA INCL. 7" DASH MONITOR

SAFETY DAVE DUAL CAMERA UPGRADE - TO GO WITH EXISTING CARAVAN KIT

## EXTERNAL ACCESS HATCH DOORS



COAST TO COAST DOOR 1 - 399 X 349 - hole size 330x280 - toilet access door

COAST TO COAST DOOR 2 - 415 X 681 - hole size 346x612 - tunnel boot access door

COAST TO COAST DOOR 3 - 415 X 581 - hole size 346x512

COAST TO COAST DOOR 4 - 566 X 631 - hole size 562x497

COAST TO COAST DOOR 5 - 288 X 953 - hole size 219x884

COAST TO COAST DOOR 6 - 288 X 653 - hole size 219x584

# EXTRAS AND UPGRADES LIST

3 Year Structural Warranty ILO 12 months

## APPLIANCES



FRONT LOADER CAMEC (4KG) WASHING MACHINE - FAMILY VAN ONLY\*\*\*\*

FRONT LOADER DOMETIC (3KG) WASHING MACHINE - FAMILY VAN ONLY\*\*\*\*

AIR COMMAND IBIS MK4 AC UPGRADE FROM std. V Plus Air Conditioner

UPGRADE TO SAPHIRE DUCTED AIR CONDITIONING - FROM ROOF TOP IBIS MK4

FAN FORCED OVEN ILO OF FULL OVEN

FAN FORCED OVEN ILO OF MINI GRILL

FULL OVEN ILO OF MINI GRILL

FUSION 650 SOUND SYSTEM (MSAV650) ILO OF STANDARD CD/RADIO PLAYER

FUSION 5.25" INTERNAL DUAL CONE SPEAKER 100W (RVFR2500EM) ILO STD

FUSION 6" MARINE SHALLOW MOUNT EXTERNAL SPEAKERS 150W (MS-EL602) ILO STD

### FRIDGES

THETFORD- N4175 AES Model (175L) - ILO OF STANDARD RMDX21 (190L)

DOMETIC RUA8408X - 216L Gas Electric Fridge ILO RMDX21 (190L)\*\*\*

DOMETIC RUC8408X - 216L Compressor Fridge ILO RMDX21 (190L)\*\*\*

THETFORD T2175 COMPRESSOR FRIDGE ILO

**\*\*\*Note: When fitted over layout with wheel box  
Microwave will be moved to oven position, with minigrill**

BLACK DOORS ILO OF STANDARD SILVER TO SUIT RMDX21 FRIDGE

12V FANTASTIC FAN - AUTO RAIN SENSOR

24" TV WITH DVD PLAYER, INC. WALL BRACKET, 240V, 12V AND COAX POINT

24" TV BUILT IN DVD PLAYER - NO BRACKET - SUPPLY ONLY

24" SMART TV - DVD COMBO - NO BRACKET - SUPPLY ONLY

28" SMART TV - DVD COMBO - NO BRACKET - SUPPLY ONLY

24" SMART TV - DVD COMBO - ILO OF STD 24" TV

28" SMART TV - DVD COMBO - ILO OF STD 24" TV

SIROCCO 12V FAN (BLACK COLOUR) - EACH

HELLA 12V FAN

NCE FLAT BED MICROWAVE ILO STD

40" 240V POP UP TV - TO SUIT DESIGN 8 SLIDEOUT ONLY - INCLUDES FITTING AND STAND

RV WI-FI

GAS DETECTOR - HARD WIRED 12V

DVD PLAYERS IN BUNKS - HARD WIRED - EACH

SIROCCO 12V FAN (WHITE COLOUR) - EACH

## ELECTRICAL



ANNEXE LIGHT

COAX POINT - INTERNAL OR EXTERNAL

SINGLE POWER POINT

DOUBLE POWER POINT

15AMP SOCKET INLET

10AMP SOCKET OUTLET

12V OUTLET

12V/USB OUTLET

SPEAKER EXTERNAL - EACH

SPEAKER INTERNAL - EACH

SWITCH SINGLE

SWITCH DOUBLE

TV PROVISION (NO ARM)

TV BRACKET FITTED ONLY - INTERNAL

TV BRACKET MOUNTING PLATE EXTERNAL. (ALLOWS TO RELOCATE TV WITHOUT BRKT)

TV CABINET EXTERNAL / BRACKET / POWER POINT / 12V PLUG / COAX POINT / HATCH DOOR

LED - WORK/SPOT LIGHT SWITCHED SEPARATE

DIGITAL TANK GUAGE - RV ELECTRONICS - 2 X TANKS

DIGITAL TANK GUAGE - RV ELECTRONICS - 3 X TANKS

LED STRIP LIGHT AT ENTRY STEP SURROUND

BENCHTOP WIRELESS PHONE CHARGER PAD (RE C CLASS VANS) EACH

## ACCESSORIES



CONCERTINA DOOR - LOTUS BRAND

GAS STRUTS ON LIFT UP BEDS (SINGLE) - SET

IRONING BOARD - DRAWER MOUNTED - NIKPOL BRAND

GRAB HANDLE AT DOOR, EXTERNAL

TOWEL RAIL

ENSUITE VANITY GLASS AND HOLDER

# EXTRAS AND UPGRADES LIST

3 Year Structural Warranty ILO 12 months

## APPLIANCES

TOILET ROLL HOLDER

ANNEXE WALLS PRE FIT - INCLUDES TRACK, BRACKETS AND HOLES DRILLED IN DRUM

12V ELECTRIC AWNING ILO STD - BRAND MAY CHANGE DEPENDING ON WHAT IS AVAIL.

ALUMINIUM TUB DRAWER SLIDE OUT - 1000MM

ALUMINIUM TUB DRAWER SLIDE OUT - 1500MM

ALUMINIUM TUB DRAWER - MARINE CARPET LINED TUB

BLACK FRIDGE GLOSS DOORS ILO OF STANDARD SILVER TO SUIT RMDX21 FRIDGE

STEP INFILL BOX - (FIBREGLOSS) TO SUIT WHEEL WELL - FOR REAR DOOR VAN

ANTI THEFT DEVICE ALKO 'BLACK KNIGHT' (RUNS OFF APP)

BIKE RACK - MOUNTED TO REAR WALL (2 BIKES)

BIKE RACK - MOUNTED TO REAR WALL (3 BIKES)

BIKE RACK - MOUNTED TO REAR WALL (4 BIKES)

BIKE RACK - MOUNTED TO FRONT WALL (2 BIKES)

BIKE RACK - MOUNTED TO FRONT WALL (3 BIKES)

BIKE RACK - MOUNTED TO FRONT WALL (4 BIKES)

BIKE RACK TO SUIT 'CARRY PRO TOOL BOX' (2 BIKES)

BIKE RACK TO SUIT 'CARRY PRO TOOL BOX' (3 BIKES) - 4 BIKE NOT AVAILABLE

## ANTENNA - SATELLITE



FIT ONLY SUPPLIED SATELLITE

SATELLITE SYSTEM 12V - HDMI INPUTS - See Online Ordering for Brand

'EXPLORER' THRU THRU WALL COAXIAL PLUG - Connector from internal to ext. of van

WINEGARD SENSAR ANTENNA ILO OF STD WINEGARD ANTENNA

OMNI SATURN 3000 ANTENNA ILO OF STD WINEGARD ANTENNA

ADD PROVISION FOR PAY TV - (ADDITIONAL SHELF - THRU CONNECTORS) NO HDMI

## HOT WATER SERVICES



SWIFT GAS/ELEC HWS - add to V-Plus Model F1 ONLY

GIRARD INSTANT GAS HWS ILO OF SUBURBAN GAS/ELEC HWS

TRUMA GAS/ELEC ILO SUBURBAN GAS/ELEC HWS

## PLUMBING GENERAL



GAS POINT FOR BBQ (V PLUS MODELS)

GAS BOTTLE - 2ND SUPPLY AND FIT (V PLUS MODELS)

FIT 4.5KG GAS BOTTLES - ILO STD 9KG (X2)

SHOWER EXTERNAL (FOR SHOWER VAN)

SHOWER EXT. (FOR NON SHOWER VAN) INC. GAS/ELEC. HWS, EXTRA TANK

WATER FILTER PLUMBED AT SINK

UPGRADE TO CHECKERPLATE TANK COVER AND FITTING PROTECTION - ILO GAL SHEET

## SOLAR - BATTERIES - CHARGER - INVERTER



SOLAR PANEL EXTRA 120W PANEL

SOLAR PANEL EXTRA 170W PANEL

UPGRADE TO 170W SOLAR PANEL FROM 120W PANEL - V-Plus models ONLY

EXTRA BATTERY - 100AMP AGM - FITTED TO CHASSIS INCLUDING BOX

EXTRA BATTERY BOX ONLY - FITTED TO CHASSIS - DOES NOT INCLUDE BATTERY

UPGRADE TO 120 AMP AGM BATTERY EACH

LITHIUM BATTERY 100AH ILO 100AH AGM - FITTED TO CHASSIS

LITHIUM BATTERY 100AH - FITTED TO CHASSIS - EXTRA BATTERY

UPGRADING BMS BP35SR TO BP35HA - LITHIUM CAPABLE CHARGER

UPGRADING BMS BP35SR TO BP35HA (INC. ODYSSEY DISPLAY UPGRADE FROM TREK)

ODYSSEY DISPLAY UPGRADE FROM TREK

1000W INVERTER

2000W INVERTER

FIT SUPPLIED INVERTER

DC TO DC CHARGER

# EXTRAS AND UPGRADES LIST

3 Year Structural Warranty ILO 12 months

## WATER TANKS



95L WATER TANK - WITH GAL. PROTECTION (Includes Tank Gauge, Separate Filler)

95L GREY WATER TANK WITH SHUT OFF VALVE

WATER TANK GUARD CHECKERPLATE ILO OF GAL SHEET - per tank

WATER TANK PLUMBED SEP. WITH PUMP AND SEP SWITCH (inc tank gauge, sep filler)


EXTRA 12V PUMP

WATER TANK (3RD) PLUMBED SEP. (inc. sep. filter, tank gauge, filtered tap, sep. pump)

UPGRADE TO CHECKERPLATE TANK COVER AND FITTING PROTECTION - ILO GAL SHEET

ADD BRASS TAP MANIFOLD SELECTOR TAPS (RE HIGHLANDER/RE HIGHLANDER)

## HEATERS



EBERSPACHER D2 DIESEL DIGITAL CONTROL 1 X DUCT AIR FLOW\*\*\*

EBERSPACHER D2 DIESEL DIGITAL CONTROL DOMETIC 2 X DUCT AIR FLOW\*\*\*

TRUMA GAS DIGITAL CONTROL - 1 X DUCT AIR FLOW

FIT CUSTOMER SUPPLIED HEATER - ALL PARTS NEED TO BE SUPPLIED INCLUDING DUCTING

\*\*\*Includes upgraded 15L Diesel tank fitted to chassis including protection

## FURNITURE



EXTRA DROP DOWN DOOR (BUNK VANS ETC )

TIC CUSHION WITH 'HUME' TABLE LEG TO MAKE BED - WINEGLASS NOT AVAILABLE

## FURNITURE

TIC CUSHION UPGRADED NUOVA TELESCOPIC TABLE LEG OR SIMILAR (CLUB LNGE ONLY)

BUNK 'low profile' INNER SPRING MATTRESS - ILO FOAM MATTRESS - EACH

INNER SPRING MATTRESS 6'2 X 5" - AS PER STD USED IN CARAVAN

PILLOW TOP MATTRESS - INCLUDES SINGLE MATTRESS - EACH

BUNK 'low profile' PILLOW TOP MATTRESS ILO OF FOAM MATTRESS - EACH

BOLSTER TO INNERSPRING MATTRESS

EXTENDED MATTRESS 6'2" TO 6'5"

EXTENDED MATTRESS 6'2" TO 6'5" - PILLOW TOP - Note inc. mattress extension 6'5"

POT DRAWER - AT COUCH END/UNDER BUNK/UNDER BED

FOOT REST\* - LIFT UP STYLE -INCLUDES PADDED COUCH END - PER SIDE (1 ONLY)

FOOT REST\* - SLIDE OUT WITH DRAWER UNDERNEATH RATED AT 115KG (1 ONLY)

PADDED COUCH END ONLY\* - NO FOOT REST - (1 SIDE ONLY) ADD IN DROP DOWN DOOR

\*REAL LEATHER PADDED COUCH END OR FOOT RESTS - ADD ADDITIONAL - EACH

PARTITION / SHELF IN OHC

PANTRY SLIDE OUT - SMALL

PANTRY SLIDE OUT - FULL HEIGHT ILO SHELVING

LINEN CUPBOARD HANGING ILO OF SHELVING

SHELVE IN OHC (PER CUPBOARD)

PERSPEX SPLASH BACK ILO LAMINEX \*NOTE KITCHEN AREA ONLY

ZENOLITE - ACRYLIC SPLASH BACK ILO OF LAMINEX \*NOTE KITCHEN AREA ONLY

SINK COVER

'SUBWAY TILE' LOOK SPLASH BACK UPGRADE

MOVE MICROWAVE TO OVEN SPACE, FIT MINIGRILL AND OHC IN PLACE OF M'WAVE

FIT DRAWER SETS UNDER BUNKS (D-1JF) IN STD FAMILY LAYOUT (2 BUNKS MODEL ONLY)

FIT SOFT CLOSE DRAWERS - AVAILABLE ONLY (C-CLASS TOURING) Not Available Cruisers

UPGRADE V PLUS BUNK WINDOWS TO 1100MM WIDE - 2 BUNK\*

UPGRADE V PLUS BUNK WINDOWS TO 1100MM WIDE - 3 BUNK\*

MIRROR ON WARDROBE DOOR - EACH

PIANO HINGE CUPBOARD DOORS (NOT AVAILABLE IN C-CLASS)

\*Note Bunk Window 1100mm Upgrade will only fit Design 1-5F - does not work on Design 1F

## UPHOLSTERY



GENUINE LEATHER UPGRADE - L-SHAPE/CAFÉ LOUNGE

GENUINE LEATHER UPGRADE - CLUB LOUNGE

VEGAS MICROFIBRE (SHANN) LEATHER UPGRADE - L-SHAPE/CAFÉ LOUNGE

VEGAS MICROFIBRE (SHANN) LEATHER UPGRADE - CLUB LOUNGE

CURTAINS AND PELMETS (FABRIC PELMETS)

# EXTRAS AND UPGRADES LIST

3 Year Structural Warranty ILO 12 months

## UPHOLSTERY

CURTAINS AND PELMETS (VENEER PELMETS)

PRIVACY CURTAIN FOR MAIN BED - FULL HEIGHT CLOTH

PRIVACY CURTAINS FOR BUNKS - CLOTH EACH

SCATTER CUSHIONS FABRIC - EACH

SCATTER CUSHIONS GENUINE LEATHER - EACH

MAGAZINE WALL POCKET - FABRIC OR ANNAHIDE LEATHER EACH

MAGAZINE WALL POCKET - VEGAS LEATHER EACH

MAGAZINE WALL POCKET - GENUINE LEATHER EACH

3 YEAR WARRANTY - ILO OF 12 MONTHS

DOOR CURTAIN

## EXTERIOR

CHECKER PLATE SIDES - SILVER - 1 SHEET HIGH

CHECKER PLATE SIDES - SILVER - 2 SHEETS HIGH

CHECKER PLATE SIDES - BLACK OR COMPOSITE PANEL - 1 SHEET HIGH

CHECKER PLATE SIDES - BLACK OR COMPOSITE PANEL - 2 SHEETS HIGH

CHECKER PLATE SIDES - SILVER - 4 SHEET HIGH - HALF WALL HEIGHT

CHECKER PLATE SIDES BLACK OR COMPOSITE PANEL- 4 SHTS HIGH - HALF WALL HIGHT

CHECKER PLATE FRONT - SILVER - 600MM

CHECKER PLATE FRONT BLACK - 600MM

CHECKER PLATE REAR - SILVER - 600MM

CHECKER PLATE REAR AND COMPOSITE PANEL - FULL BACK PANEL - V PLUS UPGRADE

CHECKERPLATE WHEELS SPATS - SINGLE EACH

CHECKERPLATE WHEELS SPATS - TANDEM EACH

PLASTIC WHEELS SPATS PAINTED - SINGLE EACH

PLASTIC WHEELS SPATS PAINTED - TANDEM EACH

SMALL TOILET WINDOW - 300 X 500

COMPOSITE SMOOTH PANEL - Does not include roof - 18'6 caravan

COMPOSITE SMOOTH PANEL - Does not include roof - 19'6 caravan

COMPOSITE SMOOTH PANEL -Does not include roof - 20'6 caravan

COMPOSITE SMOOTH PANEL - Does not include roof - 21'6 caravan

COMPOSITE SMOOTH PANEL - Does not include roof - 23' caravan

**Note: Composite Panel adds approx 80kg to 130kg to the weight of the van**

## FEATURES AND UPGRADES

MIDNIGHT PACK - MATTE BLACK - c'board hdles, taps, twel rail, t/roll holder, shwr frme

MIDNIGHT 'DYNAMIC' PACK - Midnight pack with additional Kitchen and Ensuite sink

SQUARE BENCHTOPS - ILO OF ROLLED POST FORM

MATTE FINISH BENCHTOPS ADDITIONAL COST - INCLUDES SQUARE BENCHTOP

## EXTERIOR



AWNING CRADLE

SKYLIGHT STAR' LARGE 700 X 500 - UPGRADE FROM STANDARD 450X400\*\*\*\*

SKYLIGHT STAR' LARGE 700 X 500 - LED NOT AVAILABLE\*\*\*\*

SKYLIGHT DOMETIC MINI HATCH

SKYLIGHT DOMETIC MIDI HATCH

SKYLIGHT DOMETIC HEKI S HATCH

4 SEASONS HATCH

DOMETIC DUST REDUCTION SYSTEM - DRS285 - ILO FRONT SKYLIGHT HATCH

SCUPPA VENT - PRESSURE HATCH

SCUPPA VENT - PRESSURE HATCH - FIT CUSTOMER SUPPLIED

12V FANTASTIC FAN - AUTO RAIN SENSOR

FRONT WINDOW AND PROTECTIVE SHADE

FRONT WINDOWS AND PROTECTIVE SHADES - TO SUIT SINGLE BEDS

ANNEXE TRACK OFF SIDE -TOP SHEET PANEL

PICNIC TABLE - STANDARD SIZE

PICNIC TABLE - LARGE SIZE

PICNIC TABLE (LARGE SIZE) - ILO OF STANDARD

SILVER ALUMINIUM CLADDING UPGRADE FROM STD WHITE

**WE ONLY USE TRUSTED LEADING  
INDUSTRY PRODUCTS AND SUPPLIERS  
FOR OUR WIDE SELECTION OF  
OPTIONAL PARTS AND ACCESSORIES.**

This catalogue can also be viewed online at  
[www.essentialcaravans.com/accessories/](http://www.essentialcaravans.com/accessories/)  
For all pricing and upgrade queries, please  
contact your selling dealer.

We thank you for joining the growing  
number of Australian families who are  
choosing to explore this great country of  
ours in their very own Essential Caravan.





  
essential  
C A R A V A N S









## NATIONAL MANUFACTURING HEADQUARTERS

ESSENTIAL Caravans Proudly 100% Australian Owned and Made

OFFICE ADMINISTRATION & MANUFACTURING  
68 - 74 National Boulevard, Camperbellfield, Victoria Australia 3061

(03) 9357 5934

 [www.essentialcaravans.com](http://www.essentialcaravans.com)  [sales@essentialcaravans.com](mailto:sales@essentialcaravans.com)  EssentialCaravans  EssentialCaravansAu



All information contained in the brochure was correct at the time of printing and is subject to change without notice.  
Photographs for illustration purposes only and may show some non standard items or features.  
Standard features may change due to ongoing product improvement and availability. Talk to your dealer today.